

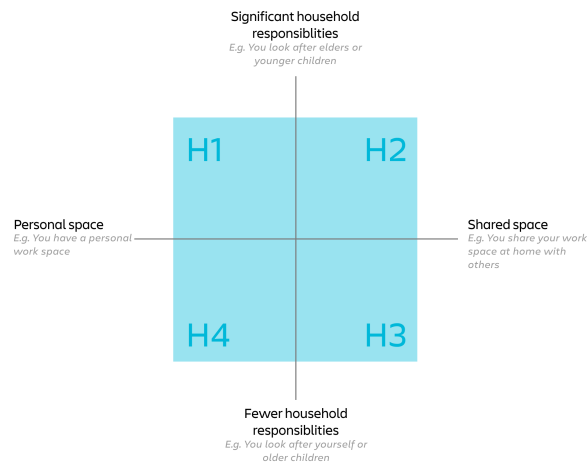
Work Life Impact Worksheet

Name _____

Team name _____

Home office

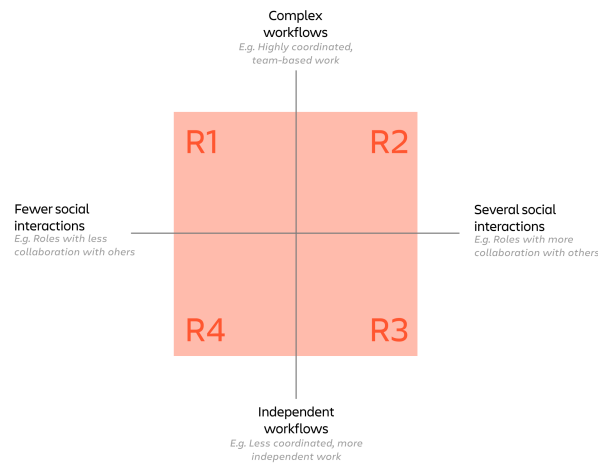
Your living conditions and household influence your work needs.



Mark the section that best represents you (H1, H2, H3, H4) and reflect on why:

Role requirements

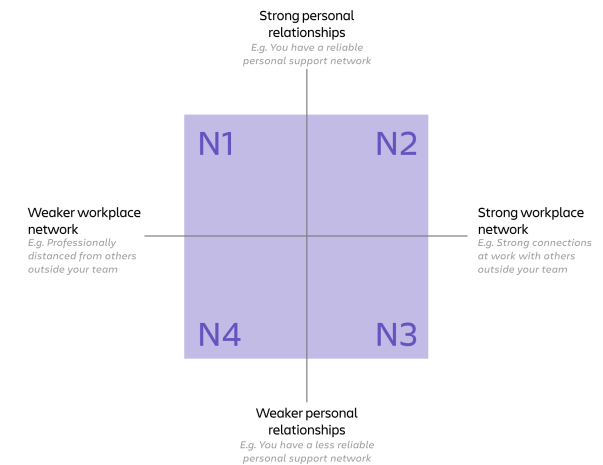
Your role and types of work flow influence your ability to complete tasks.



Mark the section that best represents you (R1, R2, R3, R4) and reflect on why:

Support networks

The quality of community that you have access to and the support you receive influences your ability to cope with change.



Mark the section that best represents you (N1, N2, N3, N4) and reflect on why:
